



COMPETENT AUTOMOBILES CO. LIMITED
SHAREHOLDING PATTERN FOR THE QUARTER ENDED 31st DECEMBER, 2014

Name of the Company: COMPETENT AUTOMOBILES CO. LIMITED			
Scrip Code - 531041, Name of the Scrip - COMPEAU, Class of Security: EQUITY SHARES			
Quarter ended: 31st DECEMBER, 2014			
Partly paid-up shares:-	No. of partly paid-up shares	As a % of total no. of partly paid-up shares	As a % of total no. of shares of the company
Held by promoter/promoter group	0	0	0
Held by public	0	0	0
Total - D	0	0	0
Outstanding convertible securities: No. of outstanding securities	As a % of total no. of outstanding convertible securities	As a % of total no. of shares of the company, assuming full conversion of the convertible securities	
Held by promoter/promoter group	0	0	0
Held by public	0	0	0
Total - E	0	0	0
Warrants:-	No. of warrants	As a % of total no. of warrants	As a % of total no. of shares of the company, assuming full conversion of warrants
Held by promoter/promoter group	0	0	0
Held by public	0	0	0
Total - F	0	0	0
Total paid-up capital of the company, assuming full conversion of warrants and convertible securities	6146000		



Statement Showing Shareholding Pattern

Category code	Category of Shareholder	Number of Shareholders	Table (I)(a)		Total shareholding as a percentage of total number of shares		Shares Pledged or otherwise encumbered	
			Total number of shares	Number of shares held in dematerialized form	As a percentage of (A+B) ¹	As a percentage of (A+B+C)	Number of shares	As a percentage
			(iv)	(v)	(vi)	(vii)	(viii)	(ix) = (viii)/(iv)*100
(A)	Shareholding of Promoter and Promoter Group²							
1	Indian							
(a)	Individuals/ Hindu Undivided Family	3	4604305	4604305	74.92	74.92	NIL	NIL
(b)	Central Government/ State Government(s)	0	0	0	0.00	0.00		
(c)	Bodies Corporate	0	0	0	0.00	0.00		
(d)	Financial Institutions/ Banks	0	0	0	0.00	0.00		
(e)	Any Others(Specify)	0	0	0	0.00	0.00		
(e-i)					0.00	0.00		
(e-ii)					0.00	0.00		
	Sub Total(A)(1)	3	4604305	4604305	74.92	74.92	NIL	NIL
2	Foreign							
a	Individuals (Non-Residents Individuals/ Foreign Individuals)	0	0	0	0.00	0.00		
b	Bodies Corporate	0	0	0	0.00	0.00		
c	Institutions	0	0	0	0.00	0.00		
d	Qualified Foreign Investor	0	0	0	0.00	0.00		
e	Any Others(Specify)	0	0	0	0.00	0.00		
e-i					0.00	0.00		
e-ii								
	Sub Total(A)(2)	0	0	0	0.00	0.00	NIL	NIL
	Total Shareholding of Promoter and Promoter Group (A) = (A)(1)+(A)(2)	3	4604305	4604305	74.92	74.92	NIL	NIL
(B)	Public shareholding							
1	Institutions						N.A.	N.A.
(a)	Mutual Funds/ IFTI	1	100	0	0.00	0.00		
(b)	Financial Institutions/ Banks	0	0	0	0.00	0.00		
(c)	Central Government/ State Government(s)	0	0	0	0.00	0.00		
(d)	Venture Capital Funds	0	0	0	0.00	0.00		
(e)	Insurance Companies	0	0	0	0.00	0.00		
(f)	Foreign Institutional Investors	0	0	0	0.00	0.00		
(g)	Foreign Venture Capital Investors	0	0	0	0.00	0.00		
(h)	Qualified Foreign Investor	0	0	0	0.00	0.00		
(i)	Any Other (specify)	0	0	0	0.00	0.00		
(i-i)					0.00	0.00		
(i-ii)								





	Sub-Total (B)(1)	1	100	0	0.00	0.00	
B 2 Non-institutions							
(a) Bodies Corporate		102	389375	288975	6.34	6.34	N.A.
(b) Individuals							
I Individual shareholders holding nominal share capital up to Rs 1 lakh		2616	608633	430740	9.90	9.90	
II Individual shareholders holding nominal share capital in excess of Rs. 1 lakh.		13	497111	190311	8.09	8.09	
(c) Qualified Foreign Investor		0	0	0	0.00	0.00	
(d) Any Other							
(d-i) N.R.I		15	6360	4060	0.10	0.10	
(d-ii) Hindu Undivided Family		49	37103	37103	0.60	0.60	
(d-iii) Clearing Members/House		15	3013	3013	0.05	0.05	
Sub-Total (B)(2)		2810	1541595	954202	25.08	25.08	
(B) Total Public Shareholding (B)= (B)(1)+(B)(2)		2811	1541695	954202	25.08	25.08	N.A.
TOTAL (A)+(B)		2814	6146000	558507	100.00	100.00	
(C) Shares held by Custodians and against which Depository Receipts have been issued							
1 Promoter and Promoter Group		0	0	0	0.00	0.00	N.A.
2 Public		0	0	0	0.00	0.00	N.A.
Sub-Total (C)		0	0	0	0	0	N.A.
GRAND TOTAL (A)+(B)+(C)		2814	6146000	558507	100.00	100.00	

(1)(b) Statement showing holding of securities (including shares, warrants, convertible securities) of persons belonging to the category "Promoter and Promoter Group"

Sr. No.	Name of the shareholder	Details of Shares held		Encumbered shares (*)			Details of warrants		Details of convertible securities		Total shares (including underlying shares assuming full conversion of warrants and convertible securities) as a % of diluted share capital
		Number of shares held	As a % of grand total (A) + (B) + (C)	No.	As a percentage	As a % of grand total (A)+(B)+(C) of sub-clause (I)(a)	Number of warrants held	As a % total number of warrants of the same class	Number of convertible securities held	As a % total number of convertible securities of the same class	
		(III)	(IV)	(V)	(VI)=(V)/(III)*100	(VII)	(VIII)	(IX)	(X)	(XI)	
1	GEETA CHOPRA	554525	9.02	0	0.00	0.00	N.A.	N.A.	N.A.	N.A.	9.02
2	KAVITA AHUJA	3778680	61.48	0	0.00	0.00	N.A.	N.A.	N.A.	N.A.	61.48
3	PRIYA CHOPRA	271100	4.41	0	0.00	0.00	N.A.	N.A.	N.A.	N.A.	4.41
	TOTAL	4604305	74.92	0	0.00	0.00					74.92

(*) The term "encumbrance" has the same meaning as assigned to it in regulation 28(3) of the SAST Regulations, 2011




(D)(c)(i) Statement showing holding of securities (including shares, warrants, convertible securities) of persons belonging to the category "Public" and holding more than 1% of the total number of shares

Sr. No.	Name of the shareholder	Number of shares held	Shares as a percentage of total number of shares {i.e., Grand Total (A)+(B)+(C) indicated in Statement at para (I)(a) above}	Details of warrants		Details of convertible securities		Total shares (including underlying shares assuming full conversion of warrants and convertible securities) as a % of diluted share capital
				Number of warrants held	As a % total number of warrants of the same class	Number of convertible securities held	% w.r.t total number of convertible securities of the same class	
1	GUJARAT LEASE FINANCING LIMITED	179520	2.92	N.A.	N.A.	N.A.	N.A.	2.92
2	RISHI CHOPRA	116900	1.90	N.A.	N.A.	N.A.	N.A.	1.90
3	RAMAN KUMAR SEHGAL	100100	1.63	N.A.	N.A.	N.A.	N.A.	1.63
4	COMPETENT LEASING PRIVATE LIMITED	74800	1.22	N.A.	N.A.	N.A.	N.A.	1.22
	TOTAL	471320	7.67	N.A.	N.A.	N.A.	N.A.	7.67



(II)(a) Statement showing details of Depository Receipts (DRs)

Sr. No.	Type of outstanding DR (ADRs, GDRs, SDRs, etc.)	Number of outstanding DRs	Number of shares underlying outstanding DRs	Shares underlying outstanding DRs as a percentage of total number of shares {i.e., Grand Total (A)+(B)+(C) indicated in Statement at para (I)(a) above}
N.A.				
TOTAL				



(II)(b) Statement showing holding of Depository Receipts (DRs), where underlying shares held by "promoter/promoter group" are in excess of 1% of the total number of shares

Sr. No.	Name of the DR Holder	Type of outstanding DR (ADRs, GDRs, SDRs, etc.)	Number of shares underlying outstanding DRs	Shares underlying outstanding DRs as a percentage of total number of shares (i.e., Grand Total (A)+(B)+(C) indicated in Statement at para (I)(a) above)
			N.A.	

